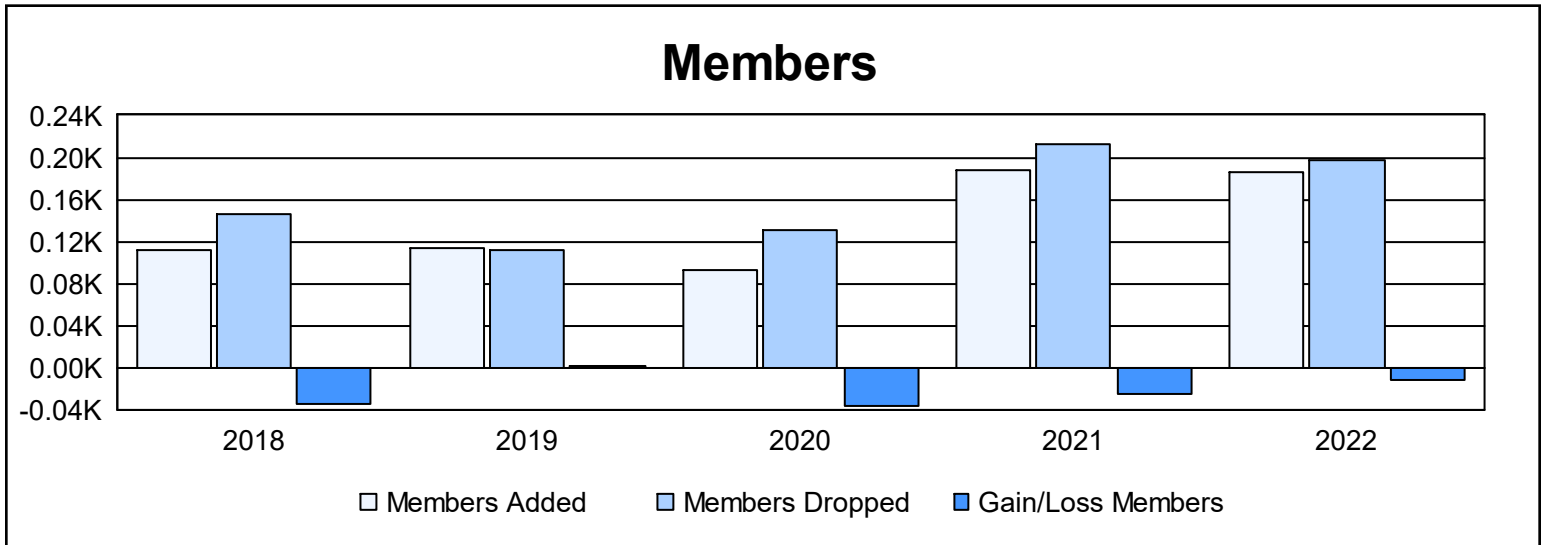
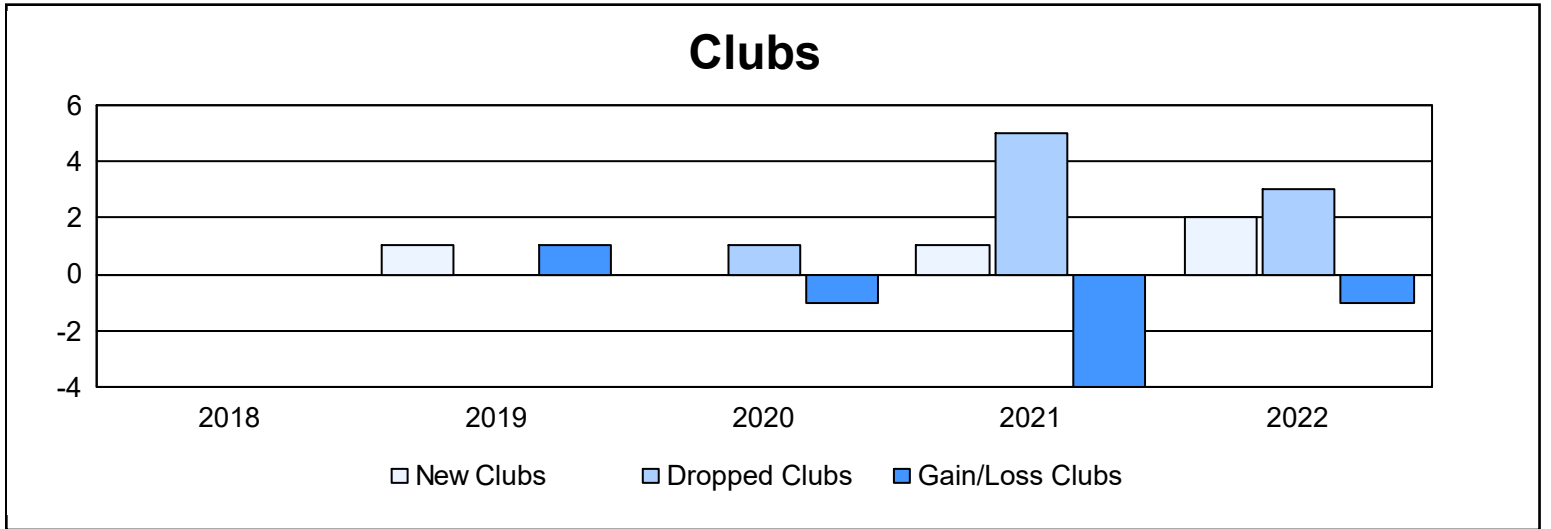
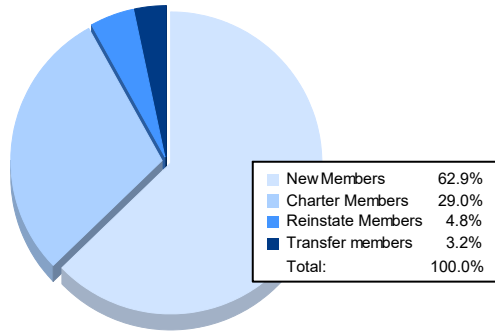


Year	New Clubs	Dropped Clubs	Gain/ Loss Clubs	New Members	Charter Members	Reinstate Members	Transfer Members	Total Member Added	Total Members Dropped	Gain/ Loss Members
2017-2018	0	0	0	84	12	13	3	112	146	-34
2018-2019	1	0	1	84	21	3	5	113	111	2
2019-2020	0	1	-1	89	0	0	4	93	130	-37
2020-2021	1	5	-4	134	28	22	4	188	213	-25
2021-2022	2	3	-1	117	54	9	6	186	197	-11
<b>Average</b>	<b>1</b>	<b>2</b>	<b>-1</b>	<b>102</b>	<b>23</b>	<b>9</b>	<b>4</b>	<b>138</b>	<b>159</b>	<b>-21</b>



### Membership Composition June 2022 Cumulative



### Gender Composition June 2022 Cumulative

